

# Signia Sovereign Fund

## Fund Factsheet (EUR)

As at 30<sup>th</sup> June 2024

### Overview

#### INVESTMENT OBJECTIVE

To increase the value of your investment by more than 1% above cash a year, net of fees, over any 3 year period. Cash is measured by the European Central Bank's overnight interest rate benchmark, The Euro Short-Term Rate, or ESTR.

The increased value comes from a combination of income (which is money paid out of investments such as interest from bonds and dividends from ETFs (exchange traded funds)) and capital growth (which is profit on investments held). There is no certainty that the investment objective of the Fund will be achieved.

#### SUITABILITY

Investments are suitable for retail investors whose investment requirements are aligned with the objectives, policies and risk profile of the Fund.

#### ASSET ALLOCATION PROFILE

The Fund is actively managed, meaning Signia Invest (the "Investment Manager") decides which investments to buy and sell, and when. The Fund will invest at least 90% across the world in a mixture of:

- Sovereign and supranational debt (types of bonds issued by governments and government-backed institutions);
- Funds and ETFs which invest in sovereign and supranational debt; and
- Cash, via liquidity funds, such as money market funds.
- Bonds will be focused in investment grade bonds, where the issuer has a high and reliable capacity to repay the debt. Should an investment grade bond held drop to sub-investment grade, which can be more vulnerable to changing market conditions, the Fund will aim to dispose of this in an orderly manner. The Fund will focus its exposure on low-risk, high-grade bonds. Credit rating agencies rate the credit quality of bonds on a scale from AAA to D. The Fund will aim to have the weighted average credit rating across the holdings at or above AA-, which is considered 'high grade'.

**Target Annualised Return:** Cash plus 1%

### Portfolio Composition

#### ASSET ALLOCATION RANGES (%)

Cash	0 - 10%
Fixed Income	90 - 100%

#### CURRENCY ALLOCATION RANGES

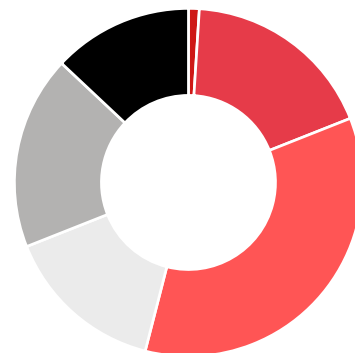
EUR	100% (Fully Hedged)
-----	---------------------

### Fund Information

Inception Date	December 2020
Legal structure	OEIC
ISA/SIPP Eligible	YES
Initial charge	0.00%
Ongoing Charges Figure (OCF)	0.66%
Performance Fee	0.00%
Available share classes	Accumulation
ISIN	GB00BKY5HP46
Hedged Yield	3.9%
Modified Duration	4.6 years
Credit Rating	AA-

#### KEY ALLOCATIONS

Cash & Equivalents	1%
Conventional Sovereigns (<1 Year Maturity)	18%
Conventional Sovereigns (>1 Year Maturity)	35%
Supranational & Agency	15%
Inflation Linked	18%
Floating Rate Notes	13%

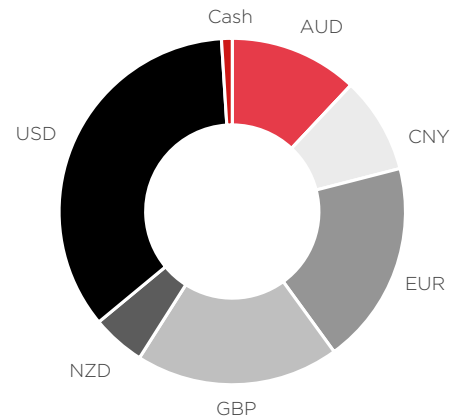
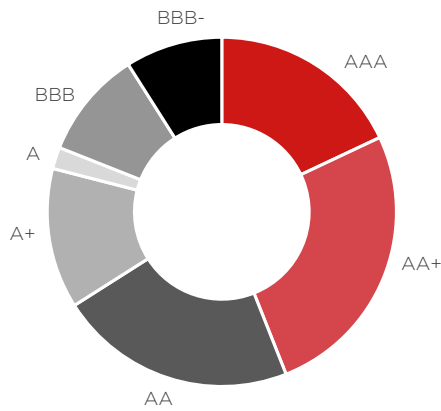


#### ESG POSITIONS

Development Banks	15%
Green Bonds	6%
Social Bonds	3%
Sustainability Bonds	1%

**CREDIT RATING ALLOCATION:**

**YIELD CURVE ALLOCATION**

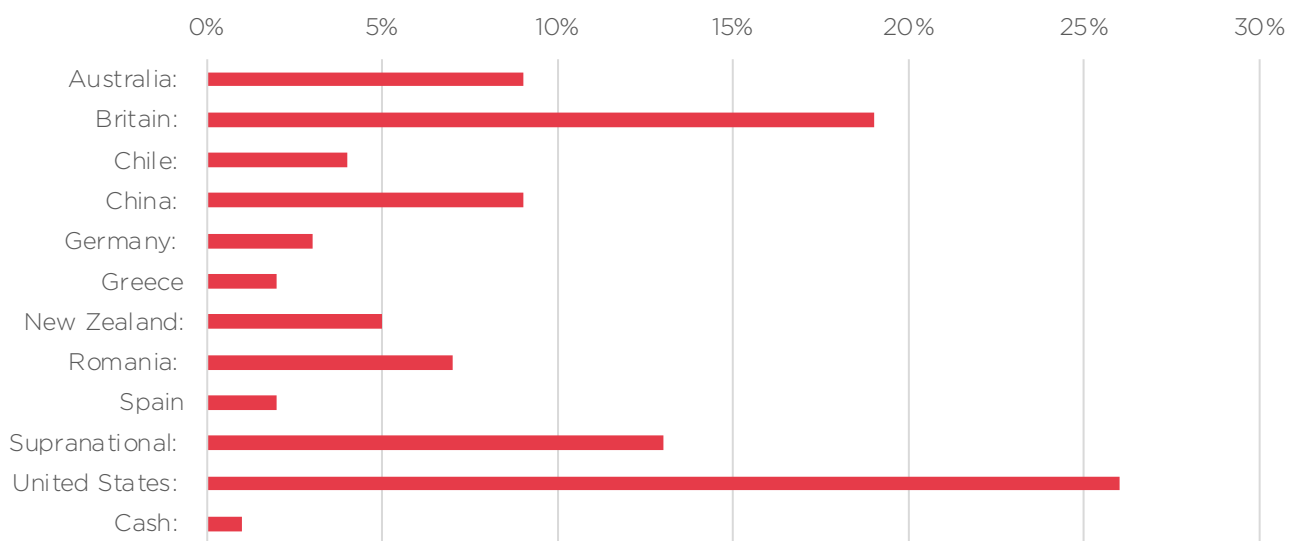


AAA	AA+	AA	A+	A	BBB	BBB-	AUD	CAD	CNY	EUR	GBP	NZD	USD	CASH
18%	26%	22%	13%	2%	10%	9%	12%	0%	9%	19%	19%	5%	35%	1%

**DURATION CONTRIBUTION (YEARS)**

AUD	CAD	CNY	EUR	GBP	NZD	USD
1.0	0.0	0.6	1.1	0.7	0.7	0.5

**COUNTRY ALLOCATION**



**CONTACT US**  
Signia Invest

One Connaught Place,  
London, W2 2ET

[www.signiainvest.com](http://www.signiainvest.com)  
[info@signiainvest.com](mailto:info@signiainvest.com)

## Fund's Top 5 Holdings (%)

As at 30<sup>th</sup> June 2024

Sector	Security Name	Currency	Weightings
Floating Rate Notes	UST FRN 30/04/25	USD	8.12%
Inflation Linked Debt	TII 2.375% 15/01/2025	USD	7.31%
Sovereign Debt	UKTB 0 16/12/2024	GBP	5.67%
Sovereign Debt	iShares China CNY Bond ETF GBP Hedged	GBP	5.53%
Inflation Linked Debt	UKTI 0.125 22/03/2026	GBP	5.12%
<b>Total</b>			<b>31.75%</b>

## EUR Fund Performance Summary:

The EUR share class went live in June 2021, but the strategy has been running since 2015.

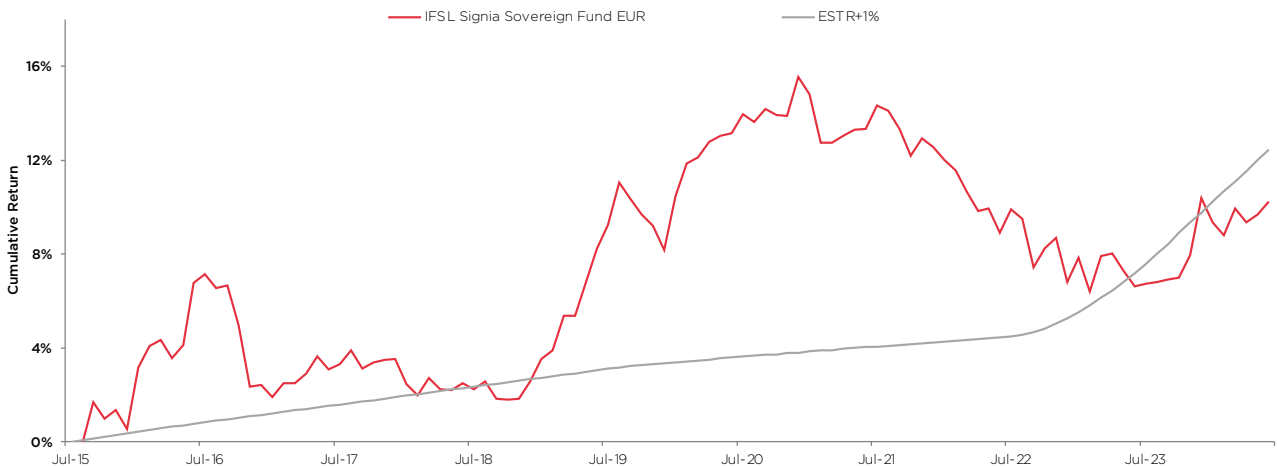
**Month Performance:** 0.53%    
 **YTD Performance:** -0.12%    
 **3 Year Rolling:** -2.71%    
 **Since Inception:** 10.25%

### Portfolio Statistics: Signia Sovereign EUR Performance Indicators since Inception - August 2015\*

Annualised Return	Annualised Volatility	Avg Monthly Return	Sharpe Ratio
1.10%	3.13%	0.09%	0.25

- **Volatility** - A statistical measure of the variation of returns for a given asset, index or portfolio over a specified time period.
- **Sharpe Ratio** - This measures the performance of an investment compared to a risk-free asset after adjusting for its risk.

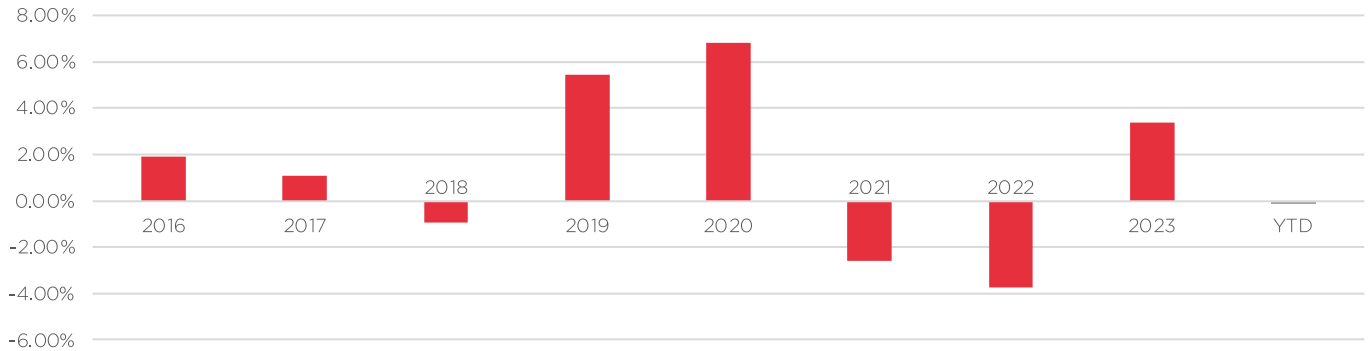
## HISTORICAL PERFORMANCE



Source: Bloomberg, Arbion Ltd. Data as of 30.06.2024

\*Fund performance prior to June 2021 is based on the model performance of the underlying strategy. Past performance is not a reliable indicator of future performance. Indices are unmanaged and exclude fees.

**ANNUAL RETURNS**



2016	2017	2018	2019	2020	2021	2022	2023	YTD
1.89%	1.07%	-0.92%	5.46%	6.80%	-2.57%	-3.74%	3.36%	-0.12%

Source: Bloomberg, Arbion Ltd. Data as of 30.06.2024

Fund performance prior to June 2021 is based on the model performance of the underlying strategy. Past performance is not a reliable indicator of future performance

**CUMULATIVE PERFORMANCE AGAINST IA GLOBAL GOVERNMENT BOND**



	1y	2y	Since Inception
IFSL Signia Sovereign X Acc EUR	3.05%	1.42%	-3.24%
IA Global Government Bond (GBP)	-0.27%	-3.30%	-14.95%
Quartile Ranking	1	1	1

Source: Bloomberg, Morningstar, Arbion Data as of 30.06.2024. The IA Global Government Bond sector is primarily composed of funds in GBP.

## Some Key Members of Signia Invest's Investment Team



**ROBERT LEE, LEAD CO-PM**

CO-HEAD OF FIXED INCOME,  
HEAD OF RATES

Robert has been managing the wealth of private clients since 2006 as a portfolio manager and fixed income specialist. He is jointly responsible for the multi-asset investment team, global fixed income strategies, and Arbion's retail funds business.

Previously, he worked for Lehman Brothers on the European Capital Markets team, and then Coutts & Co where he was a member of the fixed income and foreign exchange selection committees, responsible for managing the advisory and discretionary portfolios for private clients and institutions. Robert is a Chartered Financial Analyst and a member of the Chartered Institute for Securities & Investment.



**MATTHEW BARNES, CO-PM**

CO-HEAD OF FIXED INCOME,  
HEAD OF CREDIT

Matthew is Signia's Fixed Income Credit Portfolio Manager. He has 25 years of industry experience, most recently managing the Rubrics Global Credit Fund for over 10 years. Matthew has invested across the credit spectrum in a wide variety of global bond issuers, spanning a diverse breadth of industries.

Complementing his credit knowledge, Matthew has strong debt-capital structure and cross-currency bond awareness, having been an active investor in both senior and subordinated bonds issued in a range of global currencies. Matthew is a Chartered Financial Analyst.

## CONTACT US

Signia Invest

One Connaught Place,  
London, W2 2ET

[www.signiainvest.com](http://www.signiainvest.com)  
[info@signiainvest.com](mailto:info@signiainvest.com)

To understand whether this Fund is suitable to you, please seek further investment advice. A Key Investor Information Document and an English language prospectus for the IFSL Signia Funds are available free of charge via the Signia Invest website [www.signiainvest.com](http://www.signiainvest.com) or at [www.ifslfunds.com](http://www.ifslfunds.com). Investors should consult these documents before purchasing shares in the Fund.

The information in this document is for general purposes only and should not be construed as any type of solicitation, offer, or recommendation of any investment, engage in any transaction or make use of the services of Signia Invest. The performance shown above (net of management fees) .

Performance is simulated performance based on the Fund's actual holdings and weighting by the prospectus's strategic asset allocation. Information in relation to past performance is not an indication of future performance. Any targeted returns set out in this document are provided as an indicator and are not intended to be viewed as a representation of likely performance returns. There can be no guarantee that targeted returns will be realised and there is no guarantee as to the quality of the investment or a representation as to the adequacy of the methodology for estimating returns. The information and opinions enclosed are subject to change without notice.

No responsibility is accepted to any person for the consequences of any person placing reliance on the content of this document for any purpose. No action has been taken to permit the distribution of this document in any jurisdiction where any such action is required. Such distribution may be restricted in certain jurisdictions and accordingly, this document does not constitute, and may not be used for the purposes of, an offer or solicitation to any person in any jurisdiction where such offer or solicitation is unlawful.

IFSL are the ACD for the Fund, Investment Fund Services Limited is authorised and regulated by the Financial Conduct Authority (Reference No.464193) ([www.fca.org.uk](http://www.fca.org.uk)). It is registered in England and Wales (Company Registration No. 06110770). Registered office: Marlborough House, 59 Chorley New Road, Bolton, BL1 4QP.  
Signia Invest is a trading name of Arbion Limited.

This document has been approved and issued by Arbion Limited, Authorised and regulated by the Financial Conduct Authority FCA Registration No 513138. Registered in England and Wales No 7044573. Registered office One Connaught Place, London, W2 2ET